

BE PART
OF THE
NEW REVOLUTION
IN SHUTTERS



SAY HELLO TO THE GAME CHANGER

Weatherwell Aluminum shutters take design to a new level by combining strength with beauty and versatility, giving you an unprecedented product to offer your customers.

For years, Aluminum Shutters have been the favorite of commercial and high-end architects around the world. Now The Window Outfitters is excited to bring this product to you as part of the world's most comprehensive shutter program.

Aluminum Shutters: A Wealth of Possibilities

- Expand living for all seasons by enclosing the outdoor space
- Create privacy from neighbors
- Preserve facade design integrity with a uniform exterior
- Create elegant security with lockable panels and secure blades
- Strength and durability that can weather the elements
- Flexibility in installation: hinged, fixed, sliding and multi-fold

Innovate Your Space.

The Window Outfitters is a personalized company with Global reach.

Old-fashioned service; New age technology. The Window Outfitters is committed to providing the best in sales tools, sampling, and a state of the art ordering and business system that stems from tablet to factory.

Selling in 6 continents, our multinational team has extensive experience in shutter manufacturing, installation and product development. We also believe in supporting you holistically from the specs of commercial and residential projects to assistance with business marketing.





Weatherwell

Designed for Beauty. Built to Weather Life.

The Weatherwell Collection combines strength and durability with style, offering an ingenious solution for high traffic, commercial or wet areas. Available in a vast range of powder coat colors and wood grain looks, this inexpensive aluminum shutter compliments a myriad of indoor and outdoor spaces and mimicks a wood shutter. This unique product is available in multiple blade sizes, that can fixed or moving, and optional security locks.



Weatherwell

ELITE

Pure Innovation. Engineered to Weather the Elements .

Weatherwell Elite combines cutting-edge engineering with a beautiful design to produce a shutter like you've never seen. Enclose a patio or balcony, or use as attractive security screens, these highly versatile shutters are stronger and more durable than any other shutter on the market, yet have been designed with elegance and minimalism in mind. With the 'Blade Stay' the blades can be set in any position. The internal mechanism hides all visible screws and fixings, which not only makes the shutter more attractive but more resilient to the elements. Extreme wind ratings and security features make this shutter the ultimate in functionality.



INSTALLATION: MULTI-FOLD

The most flexible of all the installation types. Used to completely fold the shutters away from the opening when a non obstructed view is required. They can be recess fit or face mounted.



INSTALLATION: SLIDING

Sliding shutters are a great option when you need to place over sliding doors, enclose balconies or any other outdoor area. Sliders win points for easy operation but cannot be fully removed from view.




INSTALLATION: FIXED

Used when shutters aren't required to be removed from an opening and only the blades need to be operated, ONLY available in a reveal application.




INSTALLATION: HINGED

For added security, use aluminum shutters inside as a beautiful alternative to wood. Also a great option inside when kids and pets are a factor and in high traffic commercial areas.



WEATHERWELL ALUMINUM OPTIONS

STANDARD COLOR OPTIONS



White



Pearl



Silver




Black

AVAILABLE SECURITY FEATURES



Flush Bolt

TIMBER GRAIN POWDERCOAT



Golden Oak



Light Cedar



Limewash



Walnut

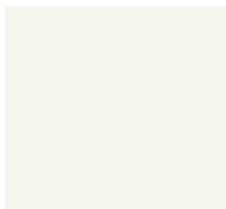


Security Bolt


AVAILABLE LOUVER SIZES: 2.5", 3.5", and 4.5"

WEATHERWELL ELITE ALUMINUM OPTIONS


STANDARD COLOR OPTIONS



White



Pearl



Clear-Coat Anodized



Black

AVAILABLE SECURITY FEATURES



Double Shute Bolt Key

TIMBER GRAIN POWDERCOAT



Knotty Pine



Walnut Matte

BLADE STAY



Comes Standard



Double Shute Bolt

AVAILABLE LOUVER SIZE: 3.5"

CONTACT US ABOUT OUR EXCITING WOOD RANGE



CONTACT: 469-619-9989 WEB: WWW.THEWINDOWOUTFITTERS.COM/